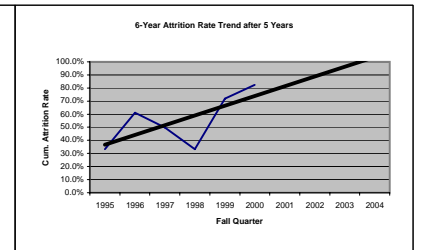
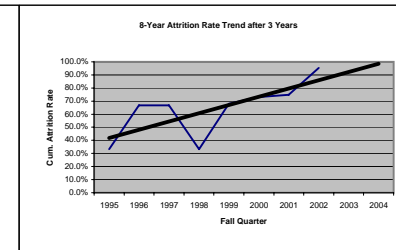
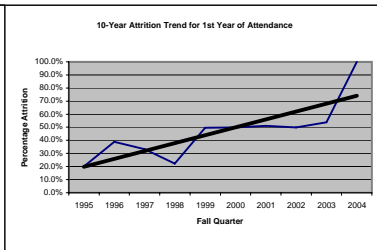
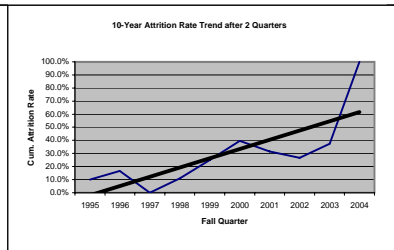
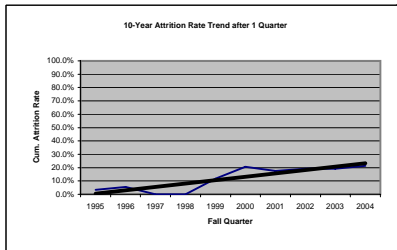
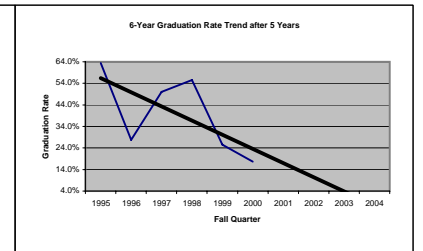
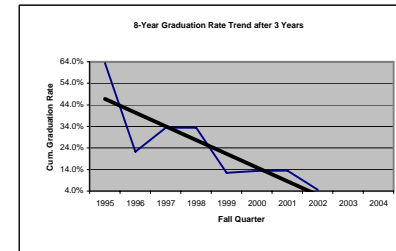
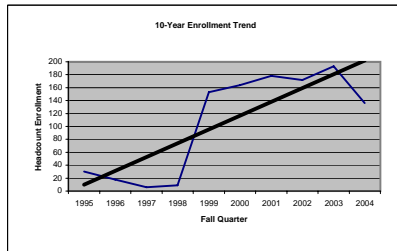


## New Students with Limited English Entering Fall Quarters

Cohort Year	Head Count	After 1 Quarter			After 2 Quarters			After 1 Year			After 2 Years			After 3 Years			After 4 Years			After 5 Years		
		% Graduated	% Continuing Next Qtr	% Attrition	% Graduated	% Continuing Next Qtr	Cumulative % Attrition	% Graduated	% Continuing Next Fall	Cumulative % Attrition	Cumulative % Graduated	% Continuing Next Fall	Cumulative % Attrition	Cumulative % Graduated	% Continuing Next Fall	Cumulative % Attrition	Cumulative % Graduated	% Continuing Next Fall	Cumulative % Attrition	Cumulative % Graduated	% Continuing Next Fall	Cumulative % Attrition
1995	30	0.0%	96.7%	3.3%	0.0%	90.0%	10.0%	20.0%	60.0%	20.0%	60.0%	10.0%	30.0%	63.3%	3.3%	33.3%	63.3%	3.3%	33.3%	63.3%	3.3%	33.3%
1996	18	0.0%	94.4%	5.6%	0.0%	83.3%	16.7%	0.0%	61.1%	38.9%	11.1%	27.8%	61.1%	22.2%	11.1%	66.7%	22.2%	5.6%	72.2%	27.8%	11.1%	61.1%
1997	6	0.0%	100.0%	0.0%	0.0%	100.0%	0.0%	0.0%	66.7%	33.3%	16.7%	50.0%	33.3%	33.3%	0.0%	66.7%	33.3%	0.0%	66.7%	50.0%	0.0%	50.0%
1998	9	0.0%	100.0%	0.0%	0.0%	88.9%	11.1%	0.0%	77.8%	22.2%	11.1%	55.6%	33.3%	33.3%	33.3%	33.3%	44.4%	22.2%	33.3%	55.6%	11.1%	33.3%
1999	153	0.0%	88.2%	11.8%	0.0%	75.2%	24.8%	0.0%	50.3%	49.7%	4.6%	34.6%	60.8%	12.4%	19.6%	68.0%	22.2%	7.8%	69.9%	25.5%	2.6%	71.9%
2000	164	0.0%	79.3%	20.7%	0.0%	60.4%	39.6%	0.0%	50.0%	50.0%	3.7%	26.2%	70.1%	13.4%	13.4%	73.2%	17.1%	7.9%	75.0%	17.7%	0.0%	82.3%
2001	178	0.0%	82.6%	17.4%	0.0%	68.5%	31.5%	1.1%	47.8%	51.1%	5.1%	27.0%	68.0%	13.5%	11.8%	74.7%	15.2%	0.0%	84.8%			
2002	172	0.0%	80.8%	19.2%	0.0%	73.3%	26.7%	0.6%	49.4%	50.0%	2.9%	27.9%	69.2%	4.7%	0.0%	95.3%						
2003	193	0.0%	80.8%	19.2%	0.0%	62.7%	37.3%	0.0%	46.1%	53.9%	0.0%	0.0%	100.0%									
2004	136	0.0%	78.7%	21.3%	0.0%	0.0%	100.0%	0.0%	0.0%	100.0%												
Averages	106	0.0%	88.2%	11.8%	0.0%	70.2%	29.8%	2.2%	50.9%	46.9%	12.8%	28.8%	58.4%	24.5%	11.6%	63.9%	31.1%	6.7%	62.2%	40.0%	4.7%	55.3%
3-Yr Avg	167	0.0%	80.1%	19.9%	0.0%	45.3%	54.7%	0.2%	31.8%	68.0%	2.7%	18.3%	79.1%	10.5%	8.4%	81.1%	18.2%	5.3%	76.6%	32.9%	4.6%	62.5%



Limited English: Students who enrolled in one or more ESL class during fall quarter (LIM\_ENGL\_IND = "Y")

New Student: A First-time Freshman or Transfer who has never attended this college, or SCC students who have stopped-out for 7 or more years. (Source = 2 or 4 or State\_Start = 1 or 2) May include Running Start.

Graduated: Students who earned a certificate or a degree within the period (i.e., Completion file contains an Exit\_Code of 1-5 or A-Z).