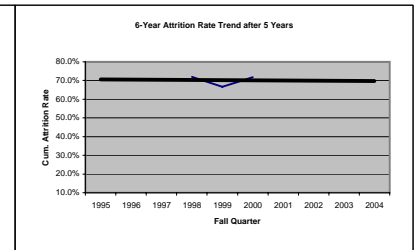
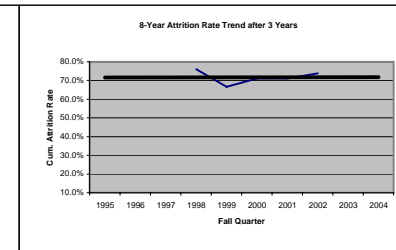
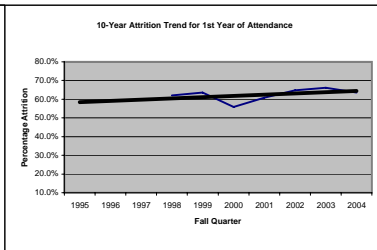
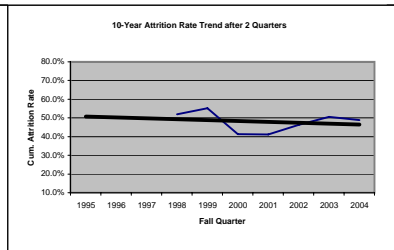
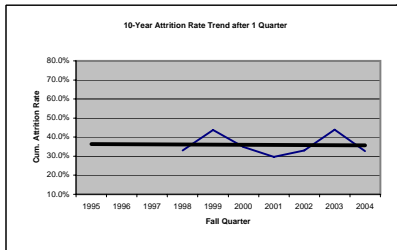
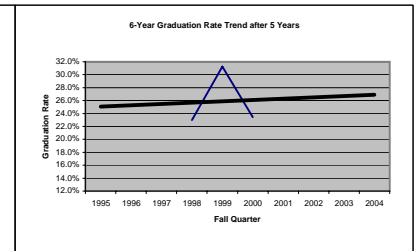
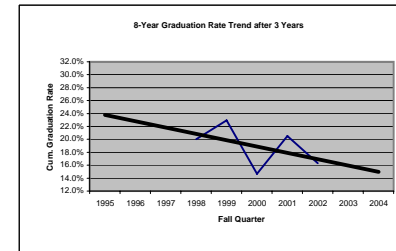
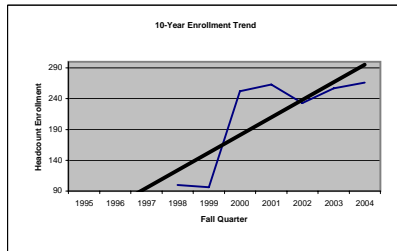


New Distance Learning Students Entering Fall Quarters

Cohort Year	Head Count	After 1 Quarter			After 2 Quarters			After 1 Year			After 2 Years			After 3 Years			After 4 Years			After 5 Years		
		% Graduated	% Continuing Next Qtr	% Attrition	% Graduated	% Continuing Next Qtr	Cumulative % Attrition	% Graduated	% Continuing Next Fall	Cumulative % Attrition	Cumulative % Graduated	% Continuing Next Fall	Cumulative % Attrition	Cumulative % Graduated	% Continuing Next Fall	Cumulative % Attrition	Cumulative % Graduated	% Continuing Next Fall	Cumulative % Attrition	Cumulative % Graduated	% Continuing Next Fall	Cumulative % Attrition
1995																						
1996																						
1997																						
1998	100	0.0%	67.0%	33.0%	2.0%	48.0%	52.0%	10.0%	28.0%	62.0%	16.0%	15.0%	69.0%	20.0%	4.0%	76.0%	22.0%	3.0%	75.0%	23.0%	5.0%	72.0%
1999	96	0.0%	56.3%	43.8%	3.1%	44.8%	55.2%	6.3%	30.2%	63.5%	16.7%	22.9%	60.4%	22.9%	10.4%	66.7%	28.1%	7.3%	64.6%	31.3%	2.1%	66.7%
2000	252	0.0%	65.1%	34.9%	0.4%	58.7%	41.3%	2.0%	42.1%	56.0%	7.1%	18.3%	74.6%	14.7%	14.3%	71.0%	20.2%	7.5%	72.2%	23.4%	4.8%	71.8%
2001	263	1.1%	69.2%	29.7%	1.5%	57.8%	41.1%	3.0%	36.1%	60.8%	14.1%	15.6%	70.3%	20.5%	8.4%	71.1%	22.1%	6.5%	71.5%			
2002	233	0.4%	66.5%	33.0%	0.9%	53.2%	46.4%	4.7%	30.5%	64.8%	11.6%	17.6%	70.8%	16.3%	9.9%	73.8%						
2003	257	0.4%	55.6%	44.0%	0.4%	49.0%	50.6%	3.9%	30.0%	66.1%	9.3%	14.0%	76.7%									
2004	266	1.1%	66.2%	32.7%	1.5%	50.0%	48.9%	3.8%	32.7%	63.5%												
Averages	210	0.4%	63.7%	35.9%	1.4%	51.7%	47.9%	4.8%	32.8%	62.4%	12.5%	17.2%	70.3%	18.9%	9.4%	71.7%	23.1%	6.1%	70.8%	25.9%	3.9%	70.2%
3-Yr Avg	252	0.6%	62.8%	36.6%	0.9%	50.7%	48.6%	4.1%	31.0%	64.8%	11.7%	15.7%	72.6%	17.2%	10.8%	72.0%	23.5%	7.1%	69.4%	25.9%	3.9%	70.2%



Distance Classes = DistEd = 1, 3, or 4)

New Student: A First-time Freshman or Transfer who has never attended this college, or SCC students who have stopped-out for 7 or more years. (Source = 2 or 4 or State_Start = 1 or 2) May include Running Start.

Graduated: Students who earned a certificate or a degree within the period (i.e., Completion file contains an Exit_Code of 1-5 or A-Z).