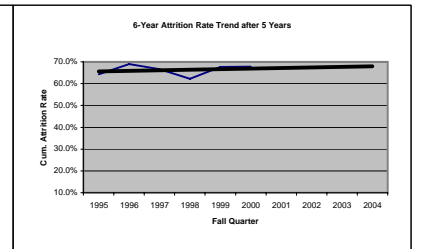
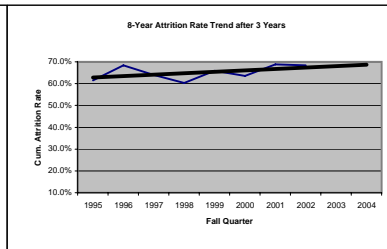
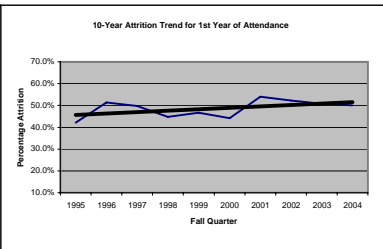
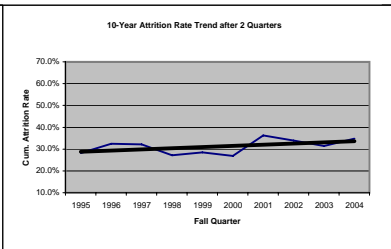
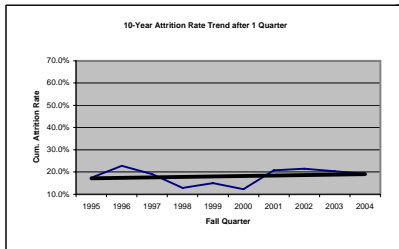
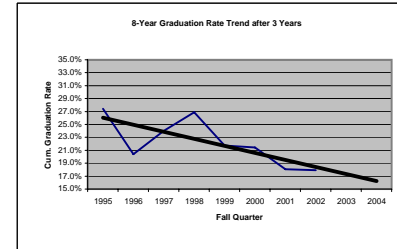
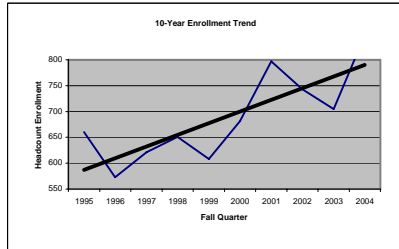


New Students entering Fall Quarters Who Require Remedial Coursework

Cohort Year	Head Count	After 1 Quarter			After 2 Quarters			After 1 Year			After 2 Years			After 3 Years			After 4 Years			After 5 Years		
		% Graduated	% Continuing Next Qtr	% Attrition	% Graduated	% Continuing Next Qtr	Cumulative % Attrition	% Graduated	% Continuing Next Fall	Cumulative % Attrition	Cumulative % Graduated	% Continuing Next Fall	Cumulative % Attrition	Cumulative % Graduated	% Continuing Next Fall	Cumulative % Attrition	Cumulative % Graduated	% Continuing Next Fall	Cumulative % Attrition	Cumulative % Graduated	% Continuing Next Fall	Cumulative % Attrition
1995	660	0.0%	82.6%	17.4%	0.0%	71.8%	28.2%	1.4%	56.5%	42.1%	16.4%	23.0%	60.6%	27.4%	11.1%	61.5%	31.1%	5.5%	63.5%	32.0%	3.8%	64.2%
1996	573	0.0%	77.1%	22.9%	0.0%	67.5%	32.5%	0.3%	48.3%	51.3%	9.6%	27.1%	63.4%	20.4%	11.2%	68.4%	24.3%	6.6%	69.1%	25.8%	5.2%	68.9%
1997	621	0.0%	81.0%	19.0%	0.0%	67.8%	32.2%	0.5%	49.8%	49.8%	14.2%	25.6%	60.2%	24.0%	12.1%	63.9%	27.2%	6.3%	66.5%	28.8%	4.5%	66.7%
1998	651	0.0%	87.1%	12.9%	0.3%	72.8%	27.2%	2.6%	52.7%	44.7%	14.4%	27.8%	57.8%	26.9%	12.7%	60.4%	30.6%	8.1%	61.3%	32.7%	5.1%	62.2%
1999	608	0.2%	84.9%	15.0%	0.3%	71.4%	28.5%	1.3%	52.0%	46.7%	12.0%	27.3%	60.7%	21.7%	12.3%	66.0%	26.0%	7.2%	66.8%	27.1%	5.3%	67.6%
2000	681	0.0%	87.7%	12.3%	0.3%	73.1%	26.9%	2.1%	53.7%	44.2%	10.7%	31.1%	58.1%	21.4%	15.0%	63.6%	25.7%	7.0%	67.3%	27.9%	4.3%	67.8%
2001	797	0.1%	79.0%	20.8%	0.1%	63.6%	36.3%	0.5%	45.4%	54.1%	8.4%	25.3%	66.2%	18.1%	13.0%	68.9%	22.3%	7.2%	70.5%			
2002	743	0.0%	78.5%	21.5%	0.1%	66.1%	33.9%	1.3%	46.4%	52.2%	9.7%	26.0%	64.3%	17.9%	13.7%	68.4%						
2003	705	0.1%	79.4%	20.4%	0.1%	68.4%	31.5%	1.1%	48.1%	50.8%	7.1%	28.7%	64.3%									
2004	847	0.0%	80.8%	19.2%	0.1%	65.2%	34.8%	1.9%	48.1%	50.1%												
Averages	689	0.0%	81.8%	18.2%	0.1%	68.8%	31.2%	1.3%	50.1%	48.6%	11.4%	26.9%	61.7%	22.2%	12.6%	65.1%	26.7%	6.8%	66.4%	29.1%	4.7%	66.2%
3-Yr Avg	765	0.0%	79.6%	20.4%	0.1%	66.5%	33.4%	1.5%	47.5%	51.0%	8.4%	26.7%	64.9%	19.1%	13.9%	66.9%	24.7%	7.1%	68.2%	29.3%	4.9%	65.9%



Remedial Coursework: Students who enrolled in one or more remedial class during fall quarter (ACAD_DISAD_IND = "Y")

New Student: A First-time Freshman or Transfer who has never attended this college, or SCC students who have stopped-out for 7 or more years. (Source = 2 or 4 or State_Start = 1 or 2) May include Running Start.

Graduated: Students who earned a certificate or a degree within the period (i.e., Completion file contains an Exit_Code of 1-5 or A-Z).